




# POST FRAME BUILDINGS

Commercial Suburban Agricultural



WHITE



PRAIRIE WHEAT




IVORY



TAN



BRITE WHITE



PINEWOOD



ASH GRAY



PATINA GREEN



SLATE BLUE




OCEAN BLUE



FOREST GREEN



EMERALD GREEN



BEIGE



BRONZE



BURNISHED SLATE



BROWN



LIGHT GRAY



CHARCOAL GRAY



MIDNIGHT GRAY



BLACK



BRITE RED



RED



COLONIAL RED



BURGUNDY

## PREMIER CONTRACTORS AND SUPPLIERS

National Engineering & Project Management Aircraft - Equestrian Offices - Warehouses

jon@premierbuildsit.com  
www.premierbuildsit.com

616-890-5005

Note: Color chips show approximate tone. Color of actual product may vary. Final color approval should be made with actual material.

\* COPPER COLORED  
\* Only Available in Premium Products

